

ACCOMMODATIONS SYMBOL LEGEND

- ★ 2 Twin Beds (convert to King) and Single Sofa Bed
- 2 Twin Beds (convert to King) and 1 Upper Pullman
- 2 Twin Beds (convert to King) and 2 Upper Pullmans
- 2 Twin Beds (convert to King), Single Sofa Bed and 1 Upper Pullman
- † 2 Twin Beds (convert to King) and Double Sofa Bed

- ≡ 2 Twin Beds (convert to King), Single Sofa Bed with Convertible Bunk
- ◁ Connecting staterooms (ideal for families and groups of friends)
- U Unisex Wheelchair Accessible Restroom

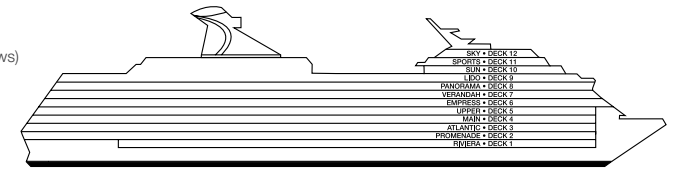
4K Staterooms with Picture Window instead of French Door: 4202, 4203, 4205, 4207.

All accommodations are non-smoking.


Accessible staterooms are available for guests with disabilities. Please contact Guest Access Services at 1-800-438-6744 ext. 70025 for details, or visit <http://www.carnival.com/about-carnival/special-needs.aspx>.

CATEGORIES

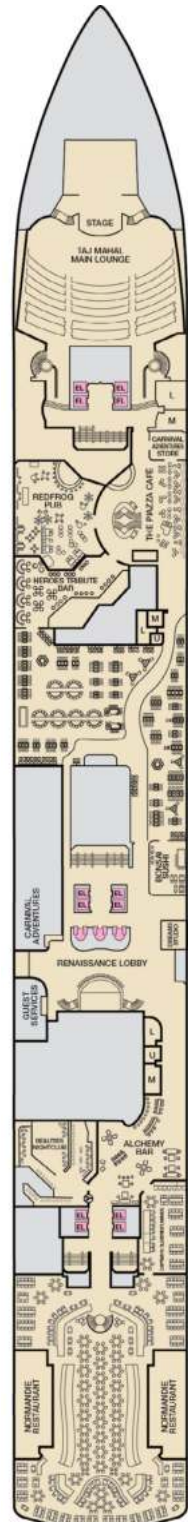
- 4A** **4B** **4C** **4D** **4E** Interior
- 4K** Interior with Window (obstructed views)
- 6A** Ocean View
- 7A** Balcony (obstructed views)
- 8A** **8B** **8C** **8D** **8E** **8F** Balcony
- 8J** **8K** Extended Balcony
- 8M** **8N** Aft-View Extended Balcony
- 9A** Premium Balcony (obstructed views)
- 9B** Premium Balcony
- JS** Junior Suite
- OS** Ocean Suite
- VS** Vista Suite
- GS** Grand Suite



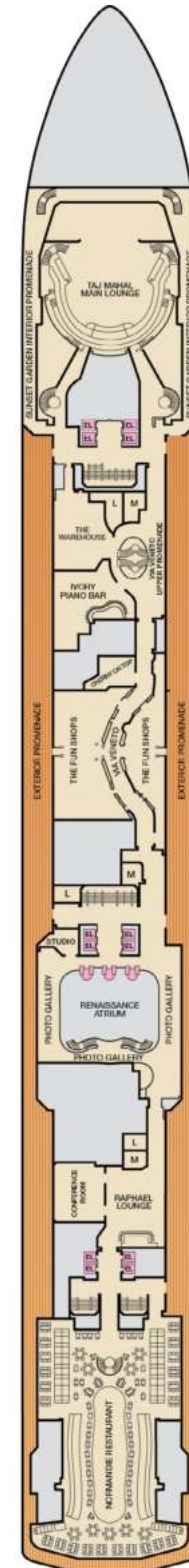
Gross Tonnage: 88,500 Length: 963 Feet Beam: 106 Feet
Cruising Speed: 22 Knots Guest Capacity: 2,134 (Double Occupancy)
Total Staff: 930 Registry: Panama



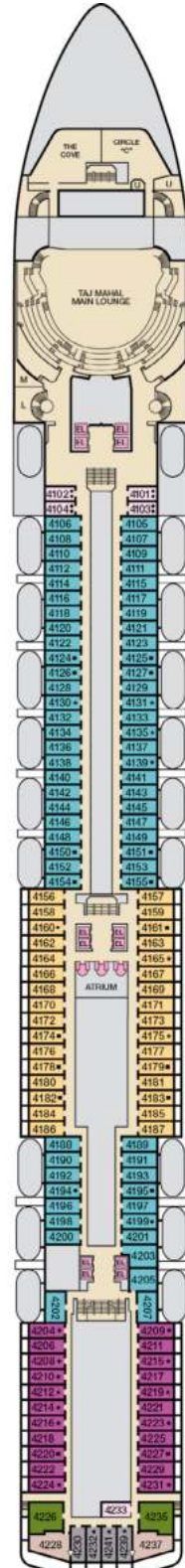
Riviera • Deck 1



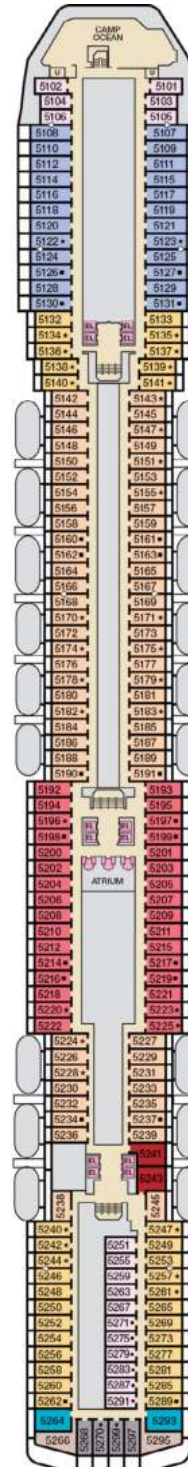
Promenade • Deck 2



Atlantic • Deck 3



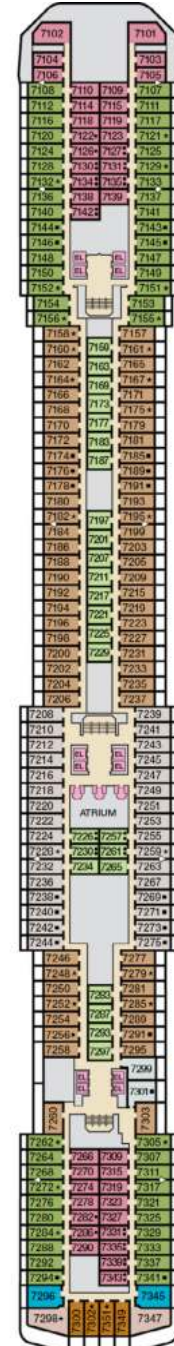
Main • Deck 4



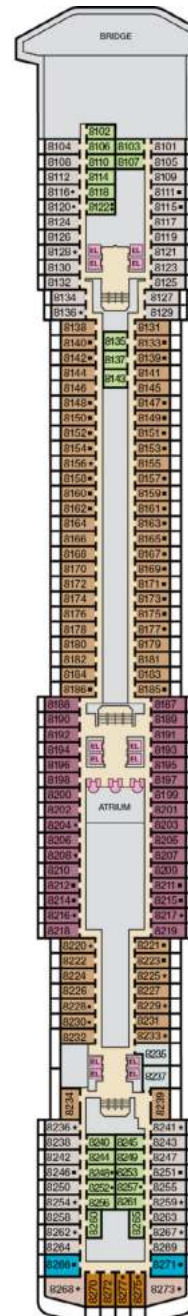
Upper • Deck 5



Empress • Deck 6



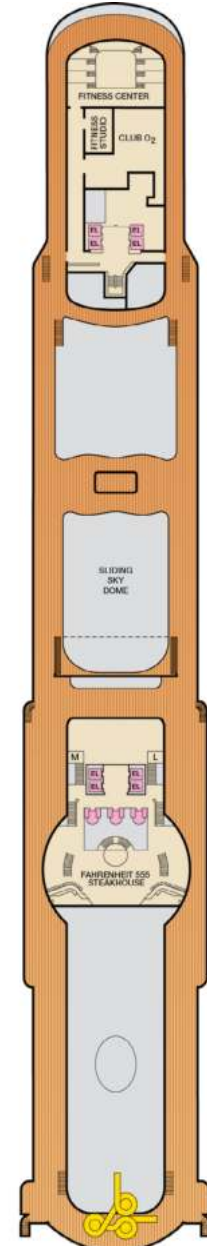
Verandah • Deck 7



Panorama • Deck 8



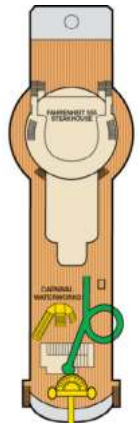
Lido • Deck 9



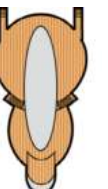
Sun • Deck 10



Forward Sports • Deck 11



Aft Sports • Deck 11



Sky • Deck 12